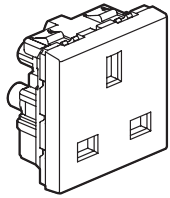
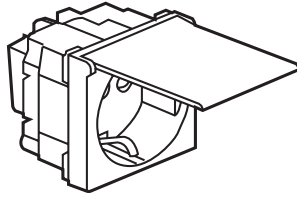


Arteor™ International socket outlets

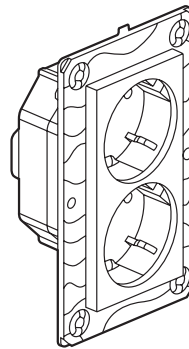
Cat. No(s): 5 718 20/70 - 5 720 20/21 - 5 721 00/01/02/03/04/05/10/11/12/13/14
 5 721 15/16/17/18/19/20/21/22/24/26/31/32/33/34/52
 5 724 60/61/62/63/66 - 5 725 20/21
 5 726 00/01/03/04/05/10/11/12/13/14/16/17/18/19/20/21/24
 5 726 22/26/31/32/33/34/52 - 5 729 40/90



5 721 11



5 721 19



5 729 40














CONTENTS

	Page
1. Use	1
2. Range	1-2
3. Preparation	3
4. Overall dimensions	3
5. Connection	4
6. Operation	4
7. Technical characteristics	4
8. Cleaning	4





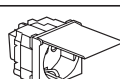











1. USE

Socket outlets for different international standards.

2. RANGE

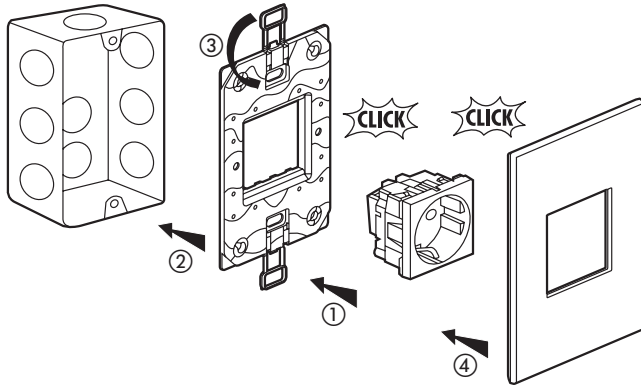
	Designation	Finishes			No. of modules	Connection method	Weight (g)	Characteristics
		White	Magnesium	Other				
	Franco/Belgian socket 2P	5 720 20	5 725 20	-	2	with screws	26	10/16 A 250 VAC
	Franco/Belgian socket 2P+E	5 720 21	5 725 21	Tamperproof red 5 724 66	2	with screws	33.3	10/16 A 250 VAC
	ELV socket 2P	5 721 00	5 726 00	-	1	with screws	18.1	3 A - 48 V
	Italian socket 2P+E	5 721 01	5 726 01	-	1	with screws	25.2	10 A - 250 VAC
	Switzerland socket 2P+E with shutter	5 721 02	-	-	1	with screws	18.7	10 A - 250 VAC
	Italian socket 2P+E	5 721 03	5 726 03	-	1	with screws	25.5	10/16 A 250 VAC
	Euro/US socket 2P	5 721 04	5 726 04	-	1	with screws	21.5	15 A - 127 VAC 16 A - 250 VAC
	US socket 2P	5 721 05	5 726 05	-	1	with screws	23.1	15 A - 127 VAC
	British standard socket 2P+E	5 721 10	5 726 10	-	2	with screws	42.5	5 A - 250 VAC
	British socket 2P+E	5 721 11	5 726 11	-	2	with screws	38.2	13 A - 250 VAC
	Australian socket 2P+E	5 721 12	5 726 12	-	2	with screws	33.3	15 A - 240 VAC
	Chinese socket 2P+E	5 721 13	5 726 13	-	2	with screws	36.6	10 A - 250 VAC
	Australian socket 2P+E	5 721 14	5 726 14	-	2	with screws	36.2	10 A - 240 VAC

2. RANGE (continued)

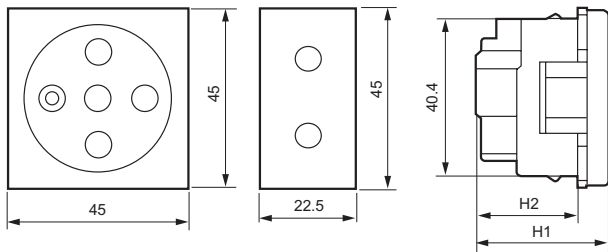
	Designation	Finishes			No. of modules	Connection method	Weight (g)	Characteristics
		White	Magnesium	Other				
	Switzerland socket 2P+E - TYP13 without shutter	5 718 20	5 718 70	-	2	automatic terminals	23	10 A - 250 VAC
	Switzerland socket 2P+E - TYP13 with shutter	5 721 15	-	-				
	Euro/US socket 2P+E	5 721 16	5 726 16	-	2	with screws	42.3	15 A - 127 VAC 16 A - 250 VAC
	US socket 2P+E	5 721 17	5 726 17	-	2	with screws	38.5	15 A - 127 VAC
	German socket 2P+E	5 721 18	5 726 18	Orange: 5 724 60 Green: 5 724 62 Tamperproof red: 5 724 63	2	with screws	37.1	16 A - 250 VAC
	German socket with cover 2P+E	5 721 19	5 726 19	-	2	with screws	39.2	16 A - 250 VAC
	German socket for air conditioner 5.5 mm² wires	5 721 20	5 726 20	-	2	with screws	39	16 A - 250 VAC
	Chinese socket 2P+E	5 721 21	5 726 21	-	2	with screws	45.1	16 A - 250 VAC
	South African socket 2P+E	5 721 22	5 726 22	Temperproof red 5 724 61	2	with screws	21.7	16 A - 250 VAC
	Israeli socket 2P+E	5 721 24	5 726 24	-	2	with screws	32.6	16 A - 250 VAC
	Australian socket 2P+E	5 721 26	5 726 26	-	2	with screws	37	10 A - 240 VAC
	Chinese 2P+E + Euro/US socket 2P	5 721 31	5 726 31	-	3	with screws	55.4	16 A - 250 VAC 10 A - 250 VAC
	British switched socket 2P+E	5 721 32	5 726 32	-	3	with screws	64.4	15/16 A 250 VAC
	Euro/US double socket 2 x 2P+E	5 721 33	5 726 33	-	3	with screws	58.2	15 A - 127 VAC 16 A - 250 VAC
	US double socket 2 x 2P+E	5 721 34	5 726 34	-	3	with screws	57.5	15 A - 127 VAC
	Australian twin socket 2P+E with integrated frame	5 721 52	5 726 52	-	3	with screws	81.8	10 A - 240 VAC
	German double socket 2P+E	5 729 40	5 729 90	-	4 (delivered with support)	automatic terminals	105.2	16 A - 250 VAC

3. PREPARATION

The mechanisms can be flush-mounted or surface-mounted.



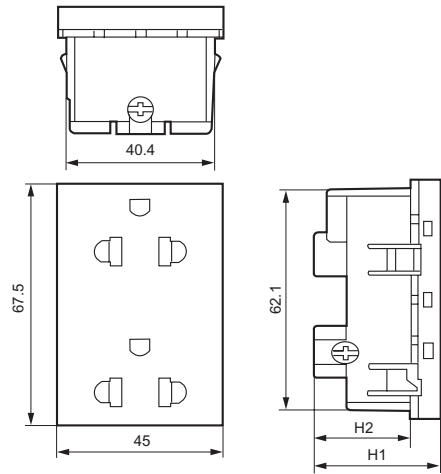
4. OVERALL DIMENSIONS



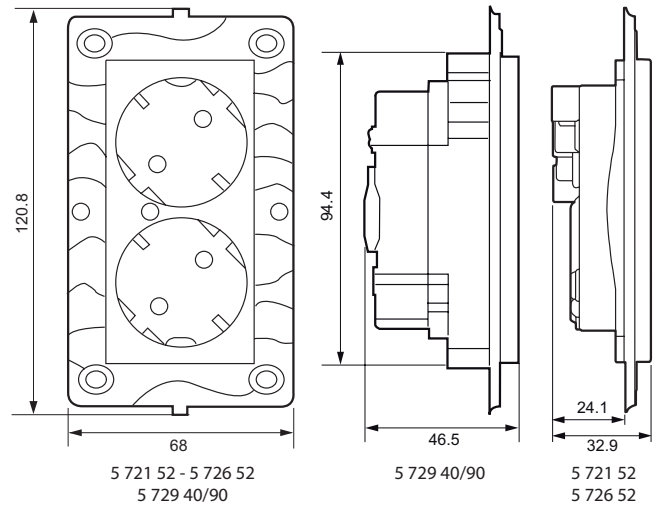
Cat. No.	H1	H2
5 720 20	37	28
5 725 20		
5 720 21	36	27.5
5 725 21		
5 724 66		
5 721 00	29	20.5
5 726 00		
5 721 01	36.3	27.8
5 721 03		
5 726 03		
5 721 02	30.6	22.2
5 721 04	35.1	26.6
5 726 04		
5 721 05	38.1	26.7
5 726 05		
5 721 10	31.6	23.1
5 726 10		
5 721 11	30	21.5
5 726 11		
5 721 12	41	31.5
5 726 12		
5 721 13	29.7	21.1
5 726 13		

Cat. No.	H1	H2
5 721 14	32	23.4
5 726 14		
5 721 15	35.2	26.7
5 718 20		
5 718 70		
5 721 16	35.2	25.7
5 726 16		
5 721 17	35.3	26.8
5 726 17		
5 721 18	40	31.5
5 726 18		
5 724 60		
5 724 62		
5 724 63		
5 721 19	44	36
5 726 19		
5 721 20	42	36
5 726 20		
5 721 21	32	23
5 726 21		
5 721 22	42	33.5
5 726 22		
5 724 61		
5 721 24	37	28
5 726 24		
5 721 26	32	23.4
5 726 26		

4. OVERALL DIMENSIONS (continued)



Cat. No.	H1	H2
5 721 31	32.8	24.2
5 726 31		
5 721 32	41.5	28.5
5 726 32		
5 721 33	35.2	26.7
5 721 34		
5 726 33		
5 726 34		



5. CONNECTION

Cat. No.	Capacity	Stripping	Screwdriver		
5 720 20	2 x 4 mm ²	10 mm	4 mm flat-blade		
5 725 20					
5 720 21	2 x 2.5 mm ²	9 mm	Cross-head 2 or 4 mm flat-blade		
5 725 21					
5 724 66					
5 721 00		10 mm	4 mm flat-blade		
5 726 00					
5 721 01	2 x 4 mm ²	9 mm	Cross-head 2 or 4 mm flat-blade		
5 726 01					
5 721 02	2 x 1.5 mm ²	11 mm			
5 721 03	2 x 4 mm ²	9 mm	Cross-head 2 or 4 mm flat-blade		
5 726 03					
5 721 04	2 x 2.5 mm ²				
5 726 04					
5 721 05					
5 726 05					
5 721 10	2 x 4 mm ²			4 mm flat-blade	
5 726 10					
5 721 11	2 x 4 mm ²			Cross-head 2 or 4 mm flat-blade	
5 726 11					
5 721 12					
5 726 12		4 mm flat-blade			
5 721 13					
5 726 13					
5 721 14		13 mm	Cross-head 2 or 4 mm flat-blade		
5 726 14					
5 721 15		2 x 1.5 mm ²	12 mm		
5 718 20					
5 718 70					
5 721 16	2 x 4 mm ²	9 mm	Cross-head 2 or 4 mm flat-blade		
5 726 16					
5 721 17					
5 726 17					
5 721 18				2 x 4 mm ²	10 mm
5 726 18					
5 724 60					
5 724 62					
5 724 63					
5 721 19					
5 726 19					
5 721 20	5.5 mm ²				
5 726 20					
5 721 21	2 x 4 mm ²	9 mm			
5 726 21					

5. CONNECTION (continued)

Cat. No.	Capacity	Stripping	Screwdriver		
5 721 22	2 x 2.5 mm ²	11 mm	Cross-head 2 or 4 mm flat-blade		
5 726 22					
5 724 61					
5 721 24					
5 726 24					
5 721 26	2 x 4 mm ²	13 mm	4 mm flat-blade		
5 726 26					
5 721 31		9 mm			
5 726 31					
5 721 32					
5 726 32					
5 721 33					
5 726 33					
5 721 34				2 x 2.5 mm ²	Cross-head 2 or 4 mm flat-blade
5 726 34					
5 721 52		13 mm			
5 726 52					
5 729 40					
5 729 90					

6. OPERATION

Standard operation by insertion of withdrawal of a plug to normalized standard.

7. TECHNICAL CHARACTERISTICS

■ **7.1 Mechanical characteristics**

Impact tests: IK 04
Protection by solid bodies / liquids: IP 40 (mounted)
IP 20 (alone)

■ **7.2 Material characteristics**

Base: Polycarbonate (except 5 721 24 - 5 726 21: Polypropylene)
Cover plates: Polycarbonate

■ **7.3 Electrical characteristics**

Self-extinguishing: 650° C / 30 s

■ **7.4 Climatic characteristics**

Storage temperatures: - 10° C to + 70° C
Operating temperatures: - 5° C to + 50° C

8. CLEANING

Surface cleaning with a cloth.
Do not use : acetone, tar remover, trichlorethylene.
Resistance to the following cleaning agents: Hexane (EN-60669-1), Methylated spirits, Soapy water, diluted ammonia, diluted pure bleach 10%, Glass cleaning substance, Pre-impregnated wipes.

Caution: A preliminary test should be carried out if other specific cleaning products are to be used.